







# CUTTING MACHINES

MODEL	MACHINE TYPE	APPLICATION SECTOR	INDICATIVE CAPACITY	VOLTAGE	WEIGHT (KG. LBS)
 M22 CUT PLUS	benchtop	after market service	2wb: 1-1/4" max. 4ws: 1-1/4" max.	240V, 3ph, 60Hz	43 kg (95 lbs)
 M40 CUT	stand-type	after market service smoke absorption integrated	2wb: 2" max. 4ws: 1-1/2" max.	240V, 3ph, 60Hz	240 kg (529 lbs)
 M75 CUT	stand-type	production unit	2wb: 2" max. 4ws: 2" max. 6ws: 2" max.	240V, 3ph, 60Hz	215 kg (474 lbs)
 M90 CUT	stand-type	production unit	2wb: 3" max. 4ws: 3" max. 6ws: 3" max.	240V, 3ph, 60Hz	260 kg (573 lbs)