


Brass Hydraulic Fittings






















Air-Way Manufacturing Company



Tube Fittings



Refer to "Tube Fittings, JIC- SAE" Chart For sizes









Applicable items are also shown with an SAE number in the top portion of the box. In example, (070112).

 B304-C (JTC) JIC Tube Cap	 B318- (BTN) Tube Nut	 B319- (BTS) Tube Sleeve	 B2403- (SBU) (1 & 2) Male Tube Union	 B2404- (SBC) (1) Male Tube (2) Male Pipe	 B2405- (FMB) (1) Male Tube (2) Female Pipe	 B2408- (JTP) (1) Male Tube Plug
 B2500- (FEB) (1 & 2) Male Jic	 B2501- (EBC) (1) Male Tube (2) Male	 B2502- (EBF) (1) Male Tube (2) Female Pipe	 B2503- (FBC) (1) Male Tube (2) Male Pipe	 B2601- (BBT) (1 & 2) Male Tube (3) Male Pipe	 B2603- (TBC) (1, 2 & 3) Male Tube	 B2605- (BRT) (1 & 3) Male Tube (2) Male Pipe
 B2700-Str. (BHB) (1) Male Tube (2) Bulkhead	 B2702- (45BHB) (1) Male Tube (2) Bulkhead	 B6500- (EBS) (1) Male Tube (2) 37° Female Swivel	 B6501- (JSE) (1) Male Pipe (2) 37° Female Swivel	 B6502- (FBS) (1) Male Tube (2) 37° Female Swivel	 B6505- (JS) (1) Male Pipe (2) 37° Female Swivel	 B6510- (JSF) (1) Male Pipe (2) 37° Female Swivel

Push-Lok Style Hose Barbs

Refer to size chart below.

 B6600- (TBS) (1 & 2) Male Tube (3) 37° Female Swivel
 B6602- (TRS) (1 & 3) Male Tube (2) 37° Female Swivel

 B8001- (PMS) (1) Hose I.D. (2) Male Pipe Swivel	 B8002- (PLJ) (1) Hose I.D. (2) Male 37°	 B8003- (PLF) (1) Hose I.D. (2) Female NPT	 B8004- (PHU) (1 & 2) Hose I.D.	 B8005- (PLE) (1) Hose I.D. (2) Male Pipe
 B8006- (PLS) (1) Hose I.D. (2) 37° Female Swivel	 B8008- (PLM) (1) Hose I.D. (2) Male Pipe	 B8007- (PLS-SAE) (1) Hose I.D. (2) 45° Female Swivel		

Tube Fittings, JIC

Dash Number	4	5	6	8	10	12	16
Tube O.D.	1/4	5/16	3/8	1/2	5/8	3/4	1
Straight Thread	7/16-20	1/2-20	9/16-18	3/4-16	7/8-14	1-1/16-12	1-5/16-12

Standard Pipe Threads








Dash Number	2	4	6	8	12	16
Pipe Thread						
NPSM-NPTF	1/8	1/4	3/8	1/2	3/4	1

Standard Hose Sizes


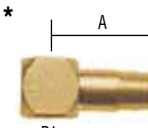
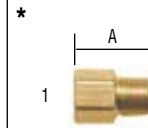
Dash Number	2	4	6	8	12	16
Hose I.D.	1/8	1/4	3/8	1/2	3/4	1

Hose Barbs

Refer to "Tube Fittings, JIC-3AE" Chart For sizes

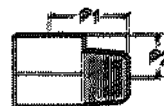
						
B8009- (1) Hose I.D. (2) 37° Female Swivel	B8010- (1) Hose I.D. (2) Male Pipe	B8011- (1) Hose I.D. (2) Male Pipe	B8012- (1) Hose I.D. (2) Male Pipe	B8013- (1, 2 & 3) Hose I.D.	B8014- (1 & 2) Hose I.D.	B8015- (1) Hose I.D. (2) Female Pipe
(FJS)	(FB)	(FBE)	(FBF)	(FBT)	(HU)	(FF)

Dot Elbows And Extensions


		
B5503-DOT (1) Male Pipe (2) Female Pipe	B8019-DOT (1) Female Pipe (2) Male Pipe	B8020-DOT (1) Female Pipe (2) Male Pipe
(FDE)	(DE)	(EA)

* See Chart for available lengths and dimensions

PART NO.	P1	P2	A DIM.	PART NO.	PIPE SIZE	A DIM.
B8019- (DE22)	1/8	1/8	9/16	B8020- (EA22)	1/8	13/16
B8019- (DE22-1)	1/8	1/8	1 3/16	B8020- (EA22-1)	1/8	1 1/4
B8019- (DE22-2)	1/8	1/8	1 7/16	B8020- (EA22-2)	1/8	1 3/4
B8019- (DE22-3)	1/8	1/8	1 11/16	B8020- (EA22-3)	1/8	3
B8019- (DE22-4)	1/8	1/8	1 7/8	B8020- (EA44)	1/4	1
B8019- (DE42)	1/4	1/8	11/16	B8020- (EA44-1)	1/4	1 9/16
B8019- (DE44)	1/4	1/4	3/4	B8020- (EA44-2)	1/4	1 13/16
B8019- (DE44-1)	1/4	1/4	1 1/8	B8020- (EA44-3)	1/4	2 1/16
B8019- (DE44-2)	1/4	1/4	1 7/16	B8020- (EA44-4)	1/4	2 1/2
B8019- (DE44-3)	1/4	1/4	1 11/16	B8020- (EA66)	3/8	1 1/8
B8019- (DE44-4)	1/4	1/4	1 7/8	B8020- (EA88)	1/2	1 1/4
B8019- (DE44-5)	1/4	1/4	2 1/4			
B8019- (DE66)	3/8	3/8	1			
B8019- (DE66-1)	3/8	3/8	1 3/4			
B8019- (DE66-2)	3/8	3/8	2 1/8			
B8019- (DE88)	1/2	1/2	1			



















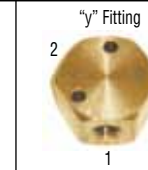
90° DOT ELBOWS & EXTENSIONS



EXTENSION ADAPTER

Pipe Fittings

Refer to "Standard Pipe Fittings" chart for sizes

						
B2200- (1 & 2) Female Pipe	B3250- (1 & 2) Female Pipe	B5000- (1 & 2) Female Pipe	B5404- (1 & 2) Male Pipe	B5404-N- (1 & 2) Male Pipe	B5406- (1) Male Pipe (2) Female Pipe	B5406-P- (1) Male Pipe
(PDE)	(3250)	(3300)	(3325)	(BN)	(3220)	(3152)
(070102)						
						
B5502- (1) Male Pipe (2) Female Pipe	B5504- (1 & 2) Female Pipe	B5602- (1) Male Pipe (2 & 3) Female Pipe	B5604- (1 & 2) Female Pipe (3) Male Pipe	B5605- (1, 2 & 3) Female Pipe	B5652- (1, 2, 3, 4) Female Pipe	B8016- (1) Female Pipe
(3400F)	(3500F)	(3750F)	(3600F)	(3700F)	(3950)	(3129)
						
B8017- (1) Male Pipe	B8018- (1) Female Pipe (2) Male Pipe	B8021- Allen Plug	B8022- (1, 2, 3) Female Pipe			
(3151)	(3200)	(CSP-B)	(HBY)			

* Denotes that Barstock Style is also available.
(Remove the letter "F" if Barstock is required.)

Ordering Information - Adapters

Sizes of fittings are indicated by dash number relating to sixteenths of an inch for the O.D. of the tube (JIC) size used. For example: 1/2" O.D. tube is 8/16, or -8 size. Male or Female pipe threads are similar in that a 1/2" pipe thread is also 8/16, or -8 size.

Order standard adapters from the appropriate chart with appropriate dash numbers. For example: B2404-8-8 is 1/2" male tube (JIC) with 3/4-16 straight thread on one end, and 1/2" male pipe thread on the other end. Jump size adapters are also available, (i.e. B2501-8-12 is 1/2" male tube (JIC) with 3/4-16 straight thread on one end, and 3/4" male pipe on the other end.)

Ordering Information - Hose Fittings

Size of hose is also indicated by dash number relating to sixteenths of an inch for the I.D. of the hose. For example: 1/2" I.D. hose is 8/16, or -8 size. Order hose fittings from the appropriate chart with the appropriate dash numbers. For example: B8006-6-6 represents for 3/8" I.D. hose on one end and 3/8" Female JIC swivel with 9/16-18 straight thread on the other end.

Patriot Brass Fittings	Material Specifications	
	ASTM	Type
Forged Bodies	B124	CA377
Bar Stock Bodies	B16	CA-360
Bar Stock Tube Nuts	B16	CA-360



Air-Way Manufacturing Company

Olivet, Michigan 49076 • 800/253-1036 • 269/749-2161 • Fax 269/749-3161
Email: sales@air-way.com • Website: www.air-way.com