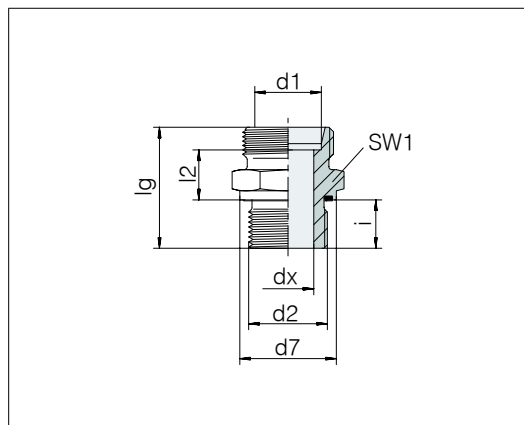


## Straight male stud couplings

Male thread: Whitworth pipe thread, parallel

Sealing with PEFLEX profile seal ring

Standard profile seal ring material is NBR



Series	d2	Pressure	d7	dx	lg	l2	SW1	i	Nm -10 %	kg/100 ca.	Order designation	
L 6	G 1/8 A	PN 500	13.9	4	23.5	8.5	14	8	20	1.3	24-SDS-L6-G1/8E	•
L 6	G 1/4 A	PN 500	18.9	4	29	10	19	12	50	2.7	24-SDS-L6-G1/4E	
L 6	G 3/8 A	PN 400	21.9	4	30.5	11.5	22	12	80	3.8	24-SDS-L6-G3/8E	
L 8	G 1/8 A	PN 500	13.9	4	24.5	9.5	14	8	20	1.5	24-SDS-L8-G1/8E	
L 8	G 1/4 A	PN 500	18.9	6	29	10	19	12	50	2.7	24-SDS-L8-G1/4E	•
L 8	G 3/8 A	PN 400	21.9	6	30.5	11.5	22	12	80	4.4	24-SDS-L8-G3/8E	
L 8	G 1/2 A	PN 400	26.9	6	33	12	27	14	100	7.2	24-SDS-L8-G1/2E	
L 8	G 3/4 A	PN 250	31.9	6	36	13	32	16	180	10.0	24-SDS-L8-G3/4E	
L 10	G 1/8 A	PN 500	13.9	4	25.5	10.5	17	8	20	2.0	24-SDS-L10-G1/8E	
L 10	G 1/4 A	PN 500	18.9	6	30	11	19	12	50	2.9	24-SDS-L10-G1/4E	•
L 10	G 3/8 A	PN 400	21.9	8	31.5	12.5	22	12	80	4.2	24-SDS-L10-G3/8E	
L 10	G 1/2 A	PN 400	26.9	8	34	13	27	14	100	6.3	24-SDS-L10-G1/2E	
L 12	G 1/4 A	PN 400	18.9	6	31.5	12.5	19	12	50	3.2	24-SDS-L12-G1/4E	
L 12	G 3/8 A	PN 400	21.9	9	31.5	12.5	22	12	80	4.2	24-SDS-L12-G3/8E	•
L 12	G 1/2 A	PN 400	26.9	10	34	13	27	14	100	6.7	24-SDS-L12-G1/2E	
L 12	G 3/4 A	PN 250	31.9	10	37	14	32	16	180	11.7	24-SDS-L12-G3/4E	
L 15	G 1/4 A	PN 400	18.9	6	32	13	24	12	50	3.9	24-SDS-L15-G1/4E	
L 15	G 3/8 A	PN 400	21.9	9	32.5	13.5	24	12	80	5.1	24-SDS-L15-G3/8E	
L 15	G 1/2 A	PN 400	26.9	11	35	14	27	14	100	7.1	24-SDS-L15-G1/2E	•
L 15	G 3/4 A	PN 250	31.9	12	38	15	32	16	180	11.7	24-SDS-L15-G3/4E	
L 15	G 1 A	PN 250	39.9	11	41	16	41	18	230	22.8	24-SDS-L15-G1E	
L 18	G 3/8 A	PN 400	21.9	9	33.5	14	27	12	80	6.6	24-SDS-L18-G3/8E	
L 18	G 1/2 A	PN 400	26.9	14	36	14.5	27	14	100	7.0	24-SDS-L18-G1/2E	•
L 18	G 3/4 A	PN 250	31.9	15	38	14.5	32	16	180	10.9	24-SDS-L18-G3/4E	
L 18	G 1 A	PN 250	39.9	15	41	15.5	41	18	230	16.7	24-SDS-L18-G1E	
L 18	G 1 1/4 A	PN 250	49.9	15	44	16.5	50	20	330	37.9	24-SDS-L18-G11/4E	
L 22	G 1/2 A	PN 250	26.9	14	38	16.5	32	14	100	8.7	24-SDS-L22-G1/2E	
L 22	G 3/4 A	PN 250	31.9	18	40	16.5	32	16	180	10.2	24-SDS-L22-G3/4E	•
L 22	G 1 A	PN 250	39.9	19	43	17.5	41	18	230	18.4	24-SDS-L22-G1E	
L 22	G 1 1/4 A	PN 250	49.9	19	46	18.5	50	20	330	37.5	24-SDS-L22-G11/4E	

• Standard size

Example for comp. :  
GE06LREDOMD  
ISO 8434-1-SDS-L6xG1/8A-E-St

Continued on following page

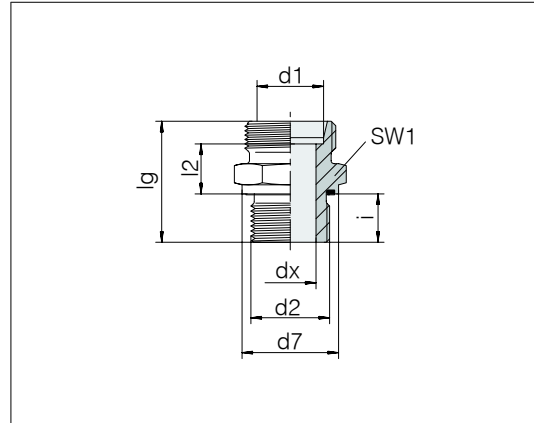


## Straight male stud couplings

Male thread: Whitworth pipe thread, parallel

Sealing with PEFLEX profile seal ring

Standard profile seal ring material is NBR



3

Series	d2	Pressure	d7	dx	lg	l2	SW1	i	Nm -10 %	kg/100 ca.	Order designation
L 28	G 3/4 A	PN 250	31.9	18	41	17.5	41	16	180	14.6	24-SDS-L28-G3/4E
L 28	G 1 A	PN 250	39.9	23	43	17.5	41	18	230	16.5	24-SDS-L28-G1E •
L 28	G 1 1/4 A	PN 250	49.9	23	46	18.5	50	20	330	25.2	24-SDS-L28-G11/4E
L 35	G 1 A	PN 250	39.9	23	46	17.5	50	18	230	23.8	24-SDS-L35-G1E
L 35	G 1 1/4 A	PN 250	49.9	30	48	17.5	50	20	330	27.1	24-SDS-L35-G11/4E •
L 35	G 1 1/2 A	PN 250	54.9	30	52	19.5	55	22	500	37.4	24-SDS-L35-G11/2E
L 42	G 1 1/4 A	PN 250	49.9	30	50	19	55	20	330	33.6	24-SDS-L42-G11/4E
L 42	G 1 1/2 A	PN 250	54.9	36	52	19	55	22	500	34.3	24-SDS-L42-G11/2E •
S 6	G 1/4 A	PN 800	18.9	4	32	13	19	12	60	3.5	24-SDS-S6-G1/4E •
S 6	G 3/8 A	PN 800	21.9	4	34.5	15.5	22	12	90	6.0	24-SDS-S6-G3/8E
S 6	G 1/2 A	PN 630	26.9	4	39	18	27	14	150	8.6	24-SDS-S6-G1/2E
S 8	G 1/4 A	PN 800	18.9	5	34	15	19	12	60	4.1	24-SDS-S8-G1/4E •
S 8	G 3/8 A	PN 800	21.9	5	34.5	15.5	22	12	90	5.7	24-SDS-S8-G3/8E
S 8	G 1/2 A	PN 630	26.9	5	39	18	27	14	150	9.5	24-SDS-S8-G1/2E
S 10	G 1/4 A	PN 800	18.9	5	34	14.5	19	12	60	4.2	24-SDS-S10-G1/4E
S 10	G 3/8 A	PN 800	21.9	7	34.5	15	22	12	90	5.5	24-SDS-S10-G3/8E •
S 10	G 1/2 A	PN 630	26.9	7	39	17.5	27	14	150	8.9	24-SDS-S10-G1/2E
S 12	G 1/4 A	PN 630	18.9	5	36	16.5	22	12	60	5.6	24-SDS-S12-G1/4E
S 12	G 3/8 A	PN 630	21.9	8	36.5	17	22	12	90	6.2	24-SDS-S12-G3/8E •
S 12	G 1/2 A	PN 630	26.9	8	39	17.5	27	14	150	9.1	24-SDS-S12-G1/2E
S 12	G 3/4 A	PN 420	31.9	8	43	19.5	32	16	200	13.4	24-SDS-S12-G3/4E
S 14	G 3/8 A	PN 800	21.9	8	39	19	24	12	90	8.3	24-SDS-S14-G3/8E
S 14	G 1/2 A	PN 630	26.9	10	41	19	27	14	150	9.6	24-SDS-S14-G1/2E •
S 16	G 1/4 A	PN 630	18.9	5	38	17.5	27	12	60	8.4	24-SDS-S16-G1/4E
S 16	G 3/8 A	PN 630	21.9	8	38.5	18	27	12	90	8.1	24-SDS-S16-G3/8E
S 16	G 1/2 A	PN 630	26.9	12	41	18.5	27	14	150	9.2	24-SDS-S16-G1/2E •
S 16	G 3/4 A	PN 420	31.9	12	45	20.5	32	16	200	13.8	24-SDS-S16-G3/4E
S 16	G 1 A	PN 420	39.9	12	49	22.5	41	18	250	23.7	24-SDS-S16-G1E

• Standard size

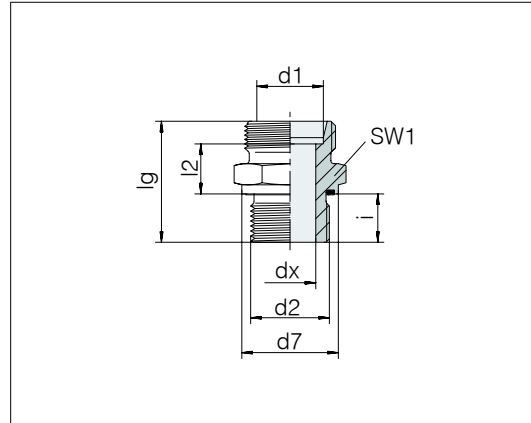
Continued on following page

## Straight male stud couplings

Male thread: Whitworth pipe thread, parallel

Sealing with PEFLEX profile seal ring

Standard profile seal ring material is NBR



Series	d2	Pressure	d7	dx	lg	l2	SW1	i	Nm -10 %	kg/100 ca.	Order designation
S 20	G 1/2 A	PN 420	26.9	12	45	20.5	32	14	150	13.5	24-SDS-S20-G1/2E
S 20	G 3/4 A	PN 420	31.9	16	47	20.5	32	16	200	14.9	24-SDS-S20-G3/4E •
S 20	G 1 A	PN 420	39.9	16	51	22.5	41	18	250	25.0	24-SDS-S20-G1E
S 25	G 1/2 A	PN 420	26.9	12	49	23	41	14	150	23.9	24-SDS-S25-G1/2E
S 25	G 3/4 A	PN 420	31.9	16	51	23	41	16	200	23.7	24-SDS-S25-G3/4E
S 25	G 1 A	PN 420	39.9	20	53	23	41	18	250	26.3	24-SDS-S25-G1E •
S 25	G 1 1/4 A	PN 420	49.9	20	55	23	50	20	500	46.7	24-SDS-S25-G11/4E
S 30	G 3/4 A	PN 420	31.9	16	53	23.5	46	16	200	31.7	24-SDS-S30-G3/4E
S 30	G 1 A	PN 420	39.9	20	55	23.5	46	18	250	33.0	24-SDS-S30-G1E
S 30	G 1 1/4 A	PN 420	49.9	25	57	23.5	50	20	500	41.9	24-SDS-S30-G11/4E •
S 30	G 1 1/2 A	PN 420	54.9	25	62	26.5	55	22	600	64.0	24-SDS-S30-G11/2E
S 38	G 3/4 A	PN 420	31.9	16	58	26	55	16	200	50.1	24-SDS-S38-G3/4E
S 38	G 1 A	PN 420	39.9	20	60	26	55	18	250	44.9	24-SDS-S38-G1E
S 38	G 1 1/4 A	PN 420	49.9	25	62	26	55	20	500	55.5	24-SDS-S38-G11/4E
S 38	G 1 1/2 A	PN 420	54.9	32	64	26	55	22	600	55.9	24-SDS-S38-G11/2E •

• Standard size